



OXE
DIESEL



150 HP DIESEL OUTBOARD

www.oxe-diesel.com

OXE 150 HP

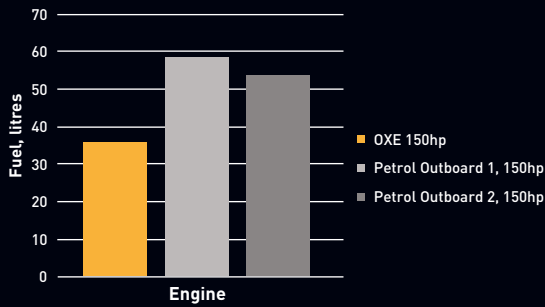
TECHNICAL SPECIFICATION

SIGNIFICANT OPERATIONAL BENEFIT


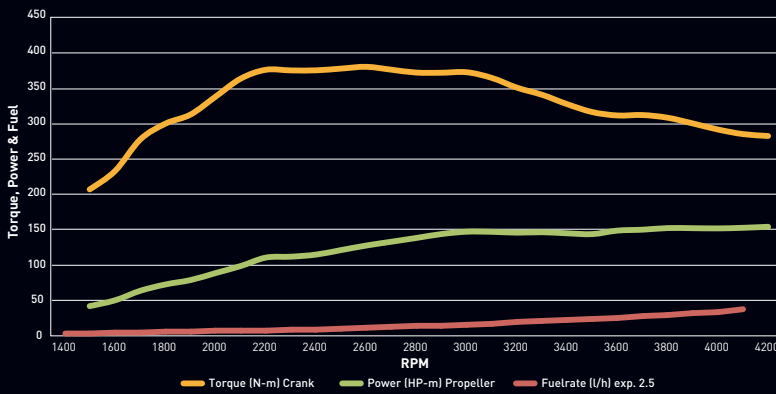
SERVICE INTERVAL **200 HRS/800 HRS**

WOW - En Reklambyrå!

FUEL CONSUMPTION WOT



OXE 150 HP TORQUE / POWER / FUEL CONSUMPTION



Technical data – OXE Diesel

Engine type:	Diesel, L4
Displacement:	2.0 L
Intake:	Turbocharged, intercooled
Torque:	380 Nm at 2500 rpm
Power:	150 HP at 4100 rpm
Fuel:	Diesel
	EN 590, ASTM D 975 No.1
	No.2. JIS KK2204, F54 & F75
Weight:	350 kg

Alternator output:	130 Amp
Rig length:	25" or 33"
Cooling:	Closed cooling circuit
Starting:	Electric
Steering:	Electronic Power Steering
Shift:	CANbus, Electro-hydraulic
Clutch:	Hydraulic multi-friction plate
Gear ratios:	1.73:1 and 2.17:1
Dimensions (25" leg), LHW	994 x 1880 x 678 mm

CIMCO
Endurance by Engineering

CIMCO MARINE AB

Metallgatan 17B, SE-262 72 Ängelholm. SWEDEN
info@oxe-diesel.com, www.oxe-diesel.com

OXE P51-HEET 150HP: 18.11-1000